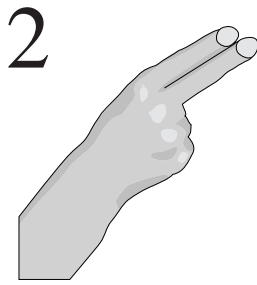
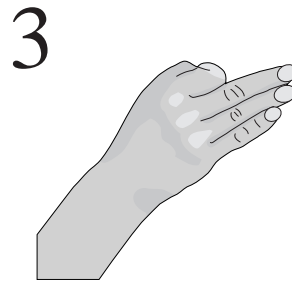


1
/d p zh/
deep azure



2
/TH k v z/
the caves



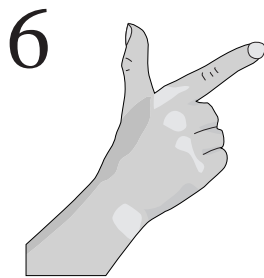
3
/r h s/
rehearse



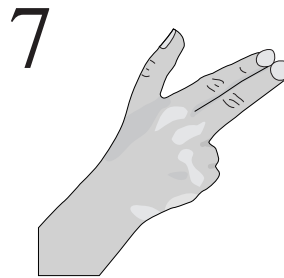
4
/b wh n/
by when




5
/m f t/
miffed



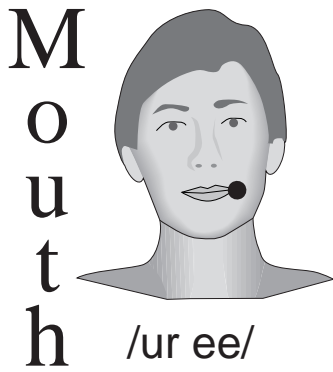
6
/w l sh/
Welsh




7
/th g j/
thug Joe



8
/y ng ch/
young church



M
o
u
t
h
/ur ee/
fir tree



C
h
i
n
/ue aw e/
too tall Ted

Divide utterance into sequence of Consonant-Vowel pairs.

Use C handshape at V placement for each CV pair.

C's with no following V are cued at the side.

V's with no preceding C use handshape 5.

At side placement:

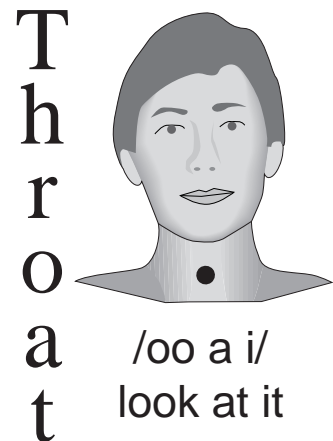
/oe/ and /ah/ require 1" forward movement

/uh/ requires 1/2 to 3/4" downward movement

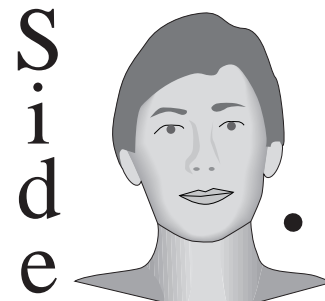
Consecutive identical cues:

At the side placement, "flick"

At other placements, touch twice



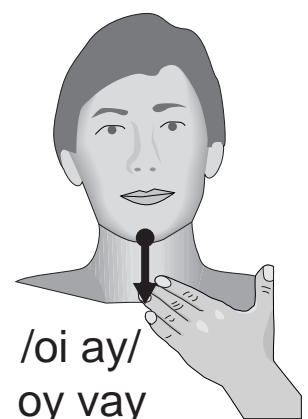
T
h
r
o
a
t
/oo a i/
look at it



S
i
d
e
/uh oe ah/
aloha



/ie ou/
time out



/oi ay/
oy vay

Diphthongs