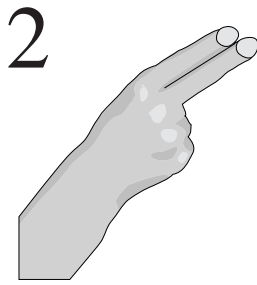
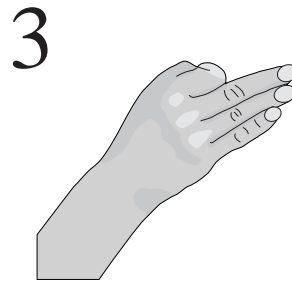


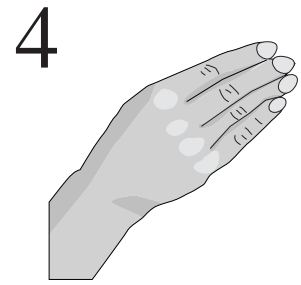
1  
/d p zh/  
deep azure



2  
/TH k v z/  
the caves



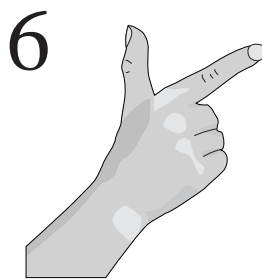
3  
/r h s/  
rehearse



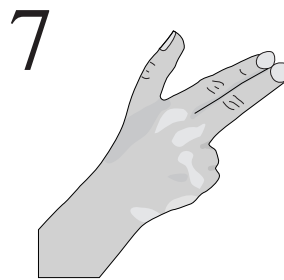
4  
/b wh n/  
by when



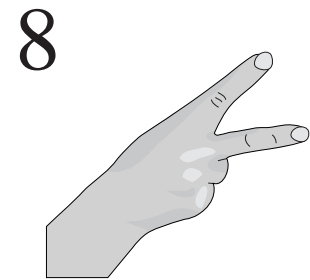
5  
/m f t/  
miffed



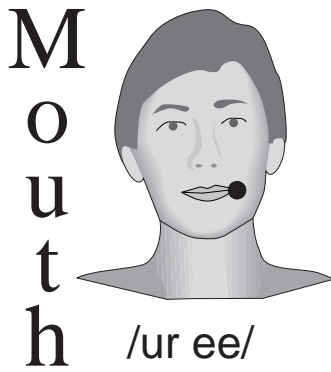
6  
/w l sh/  
Welsh




7  
/th g j/  
thug Joe



8  
/y ng ch/  
young church



M  
o  
u  
t  
h  
/ur ee/  
fir tree



C  
h  
i  
n  
/ue aw e/  
too tall Ted

Divide utterance into sequence of Consonant-Vowel pairs.

Use C handshape at V placement for each CV pair.

C's with no following V are cued at the side.

V's with no preceding C use handshape 5.

At side placement:

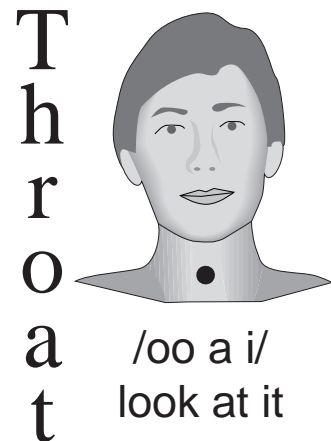
/oe/ and /ah/ require 1" forward movement

/uh/ requires 1/2 to 3/4" downward movement

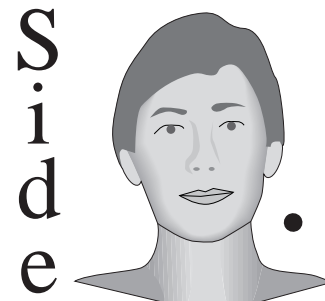
Consecutive identical cues:

At the side placement, "flick"

At other placements, touch twice



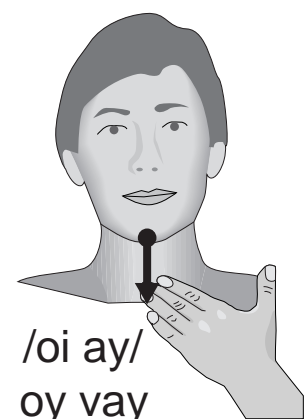
T  
h  
r  
o  
a  
t  
/oo a i/  
look at it



S  
i  
d  
e  
/uh oe ah/  
aloha



/ie ou/  
time out



/oi ay/  
oy vay

## Diphthongs